

AIRELIGHT LINEAR2 SC 2.0 (T-BAR)



AIRELIGHT LINEAR2 SC 2.0 (T-BAR)



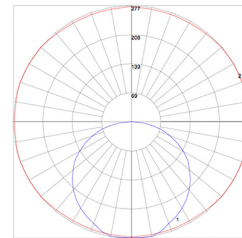
Description: The Airelight Linear2 SC 2.0 for T-bar grid ceilings expands the Airelight Linear family with a wide 2-inch aperture designed to deliver softer, lower-glare illumination while maintaining a clean architectural aesthetic.

Constructed from sustainable mineral-based ceramic materials, Airelight Linear2 features an ultra-slim, lightweight profile and attaches directly to standard T-bar grid systems using integrated magnetic connectors for clean, efficient installation.

Airelight Linear2 luminaires may be installed individually or configured in continuous runs to create seamless lines of illumination across open environments. Airelight LED Ceramic Luminaires are manufactured using sustainable, non-toxic, Red List Free recyclable materials.

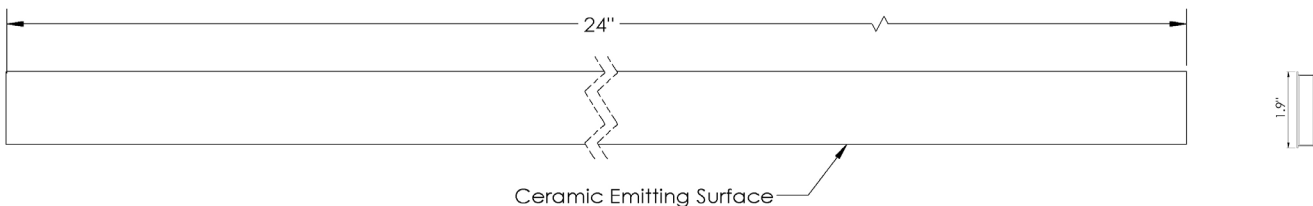
SPECIFICATIONS

Color Temperature (CCT)	5000K, 4000K, 3500K, 3000K, 2700K
Beam Angle	Lambertian
Max Fixture Run Length	12' with Adjustable 24VDC 100W Power Supply; Unlimited with Additional Power Supplies or POE Channels
Power Consumption	8W per foot
Lumens Per Foot	784 @ 5000K / 715 @ 4000K / 694 @ 3500K / 673 @ 3000K / 632 @ 2700K
Efficacy (lms/W)	98 @ 5000K / 90 @ 4000K / 87 @ 3500K / 84 @ 3000K / 79 @ 2700K
CRI	90+ , 80+(5000K CCT)
Available Lengths	24" (Custom lengths: 8", 12", 16", 20")
Interconnect/Cabling	Flex cabling to plenum: Brings luminaire connection above the grid Plenum Rated 2-18 AWG Stranded Insulated Wire(not included)
Operating Temperature	-10°F to 115°F / -23°C to 46°C
Operating Voltage	24VDC
Dimming	1-100% via Compatible Low Voltage PWM or 0-10V
Rating	Dry/Damp Rated
Warranty	5 Years
Weight	2.0oz/ft (98g/m)
Dimensions	W 1.9" x H 0.41" x L 24"



Photometric Data:
*Perfectly lambertian output

Certifications



877.298.0092



goldeneyelighting.com



ORDER CODES

Product Line	Width	Model	Length	Attachment	CCT	CRI
AL2	- 2.0	- SC	- 24	- M (15/16")	- 40K	- 90+
Airelight Linear2	2.0"	SC	24" 20" 16" 12" 8"	M (15/16") Magnet (Steel Tbar)	27K 30K 35K 40K 50K	90+ 80+(50K CCT)

POWER SUPPLY SELECTION

Airelight luminaires require an external DC power supply for operation. Identify total system wattage needed. Order the type and quantity of Class 2, 24VDC Power Supply(s) that meets your requirement.

Power Supply Calculation
 Linear Feet Required x Power Consumption (8.0W) =
 Total System Wattage

e.g. : 12ft x 8W = 96W (See Table A)

POWER SUPPLY COMPATIBILITY FOR AIRELIGHT® SYSTEM

Total System Wattage	Compatible Power Supply
< 60W	SKU# 62569
< 100W	SKU# 97422
<200W	SKU# 84035

Table A

POWER SUPPLIES

SKU#	Description
84035	Amperor 2X 100W, 24V, 0-10V Dimmable, Class 2, LED Driver
97422	Amperor 100W, 24V, 0-10V Dimmable, Class 2, LED Driver
62569	Amperor 60W, 24V, 0-10V Dimmable, Class 2, LED Driver
59967	Amperor 5W, APP-5WL, Emergency LED Driver
58917	Amperor 10.7W, APP-10.7WL, Emergency LED Driver
67392	Amperor 17W, APP-17WL, Emergency LED Driver

CONTROLS

38389	Illumra Wireless Dimmer 20A #E9X-DUV-10VTP	25251	Illumra Dual Rocker Switch #E9T-S2AWH
35129	Illumra Wireless Dimmer 5A #E9X-DUV-10VTP-FX		
83374	Illumra Single Rocker Switch #E9T-S1AWH		



Airelight Pre Install Wiring Notes

- Airelight Linear luminaires should only be connected to 24V Class II drivers. Use of any other power source will cause damage and may void the warranty.
- Only use 18 AWG stranded wire to connect directly to each luminaire. If larger gauge is used for cable drop, reduce to 18 AWG to each luminaire. Never use solid core wire when connecting to a luminaire.
- Goldeneye will not be held responsible if the luminaires are not installed according to applicable codes and safety standards.

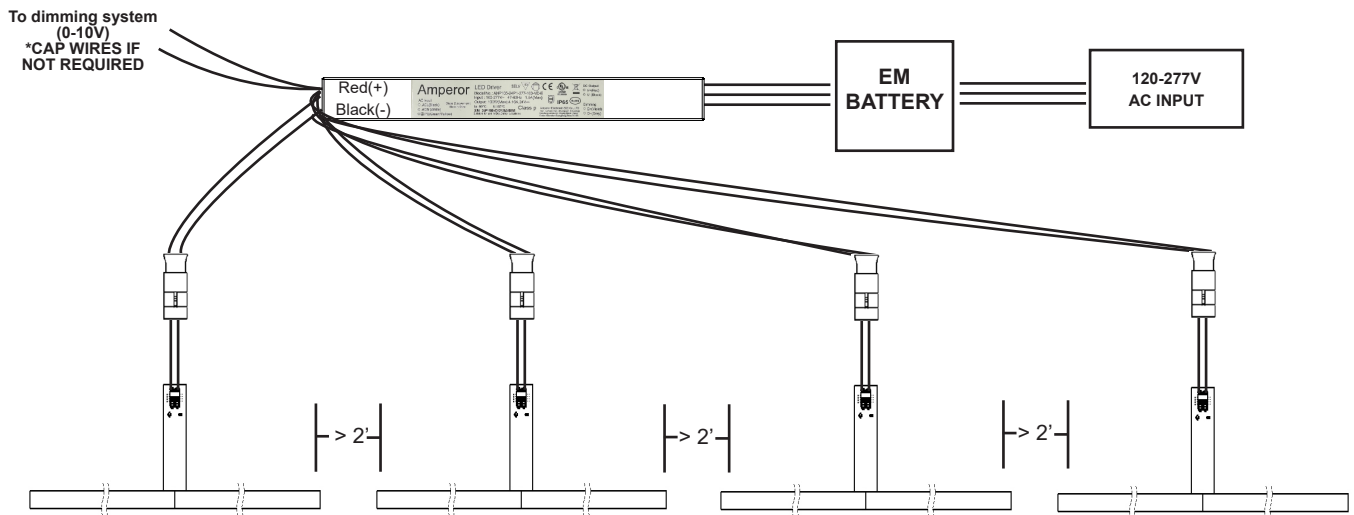
1. Remove the junction box cover.
2. Make wiring connections from 24V power supply to first luminaire. (Reference cable length chart below)
3. Reattach junction box cover.

**Recommended Cable Lengths to Minimize Voltage Drop*

Watts (ft)	16 (2')	32 (4')	48 (6')	64 (8')	80 (10')	96 (12')
18 AWG	64 ft	32 ft	21 ft	16 ft	13 ft	11 ft
16 AWG	102 ft	51 ft	34 ft	25 ft	20 ft	17 ft
14 AWG	161 ft	81 ft	54 ft	40 ft	32 ft	27 ft
12 AWG	257 ft	129 ft	86 ft	64 ft	51 ft	43 ft

AL2-2.0-SC/ES-xx-xx-xx = 8.0 Watts/ft

Wiring Example #3: EM BATTERY (Airelight Linear2 2.0s spaced apart (greater than 2' end to end))



Wiring Example #4: EM BATTERY (Airelight Linear2 2.0s mounted end to end (less than 2' end to end))

