

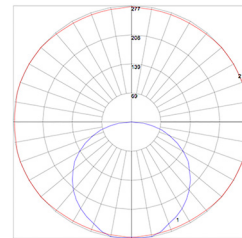
AIRELIGHT™ LINEAR SC 1.0



Description: The Airelight™ Linear SC 1.0 luminaire with Suspended Ceiling Connector allows for easy integration into drop ceiling T-Bar grid applications. Utilizing its ultra-slim profile and light weight, the Airelight™ Linear SC 1.0 directly attaches to the T-Bar grid with it's integrated magnetic connectors. Alignment to the T-Bar grid is accomplished using integrated guide clips. Capable of 770 lumens/foot (infinitely dimmable) @ 128 lumens per watt efficacy, the Airelight™ Linear SC 1.0 can be installed individually or linked continuously. Airelight™ luminaires are perfectly lambertian, which guarantees even distribution of light over large and small spaces. A truly sustainable light source comprised of ceramic and aluminum, the Airelight™ Linear SC 1.0 uses 50x fewer raw materials than conventional light sources (measured by weight of fixtures in a typical installation).

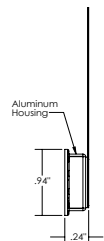
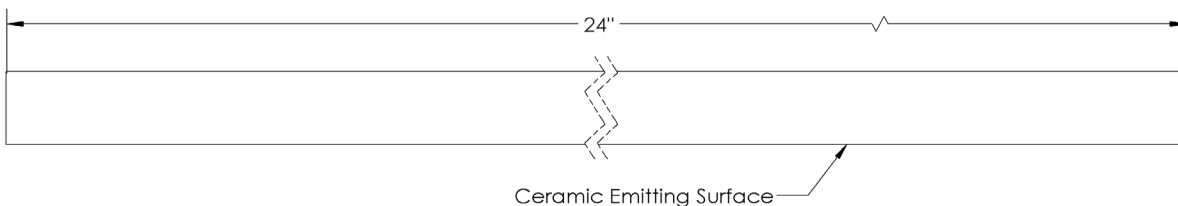
SPECIFICATIONS

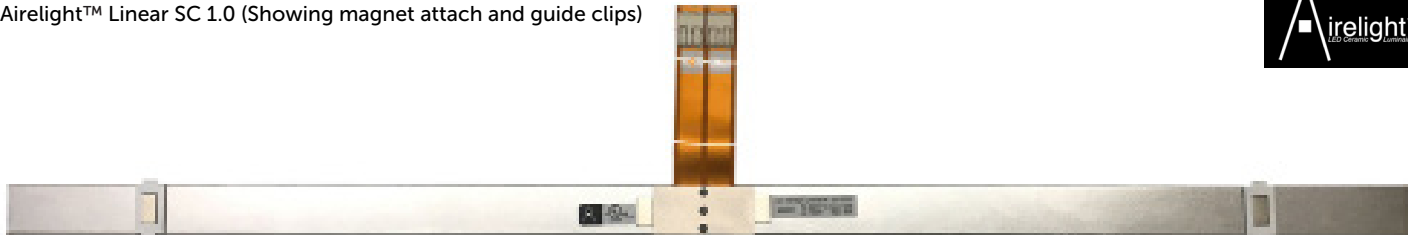
Color Temperature	4000K, 3500K, 3000K, 2700K
Beam Angle	Lambertian
Max Fixture Run Length	16' with Adjustable 24VDC 100W Power Supply; Unlimited with Additional Power Supplies or POE Channels
Power Consumption	6.0W per foot
Lumens Per Foot(25V)	770 @ 4000K / 755 @ 3500K / 755 @ 3000K / 691 @ 2700K
Efficacy (lms/W)	128 @ 4000K / 125 @ 3500K / 125 @ 3000K / 115 @ 2700K
CRI	83 @ 4000K / 84 @ 3500K / 83 @ 3000K / 82 @ 2700K
Available Lengths	24"
Interconnect/Cabling	Plenum Rated 2-18 AWG Stranded with Flame Resistant Insulation (not included) ie) BELDEN PN# 6300UE
Operating Temperature	-10°F to 115°F / -23°C to 46°C
Operating Voltage	24.15VDC (with Adjustable 24VDC Power Supply)
Dimming	1-100% via Compatible Low Voltage PWM or 0-10V
Rating	Dry/Damp Rated
Warranty	5 Years
Weight	1.0oz/ft (98g/m)
Dimensions	W .94" x H 0.24" x L 24"



Photometric Data:
*Perfectly lambertian output

Certifications





ORDER CODES

Product Line	Width	Model	Length	CCT	CRI	Secondary Lens (Optional)
AL	- 1.0	- SC	- 24	- 40K	- 80+	- X
Airelight™ Linear	1.0"	SC	24 24" *24S 23.9375"	27K 30K 35K 40K	80+	X Standard LP Low Profile R Round S Silicone (eco-friendly)

*24S: Shorter length for custom geometric shapes
(Ask your sales representative for more information)

POWER SUPPLY SELECTION

Airelight™ luminaires require an external DC power supply for operation. Identify total system wattage needed. Order the type and quantity of Class 2, 24VDC Power Supply(s) that meets your requirement.

Power Supply Calculation
 Linear Feet Required x Power Consumption (6.0W) =
 Total System Wattage

e.g. : 12ft x 8.0W = 96W (See Table A)

POWER SUPPLY COMPATIBILITY FOR AIRELIGHT™ SYSTEM

Total System Wattage	Compatible Power Supply
< 60W	SKU# 62569
< 100W	SKU# 97422
<200W	SKU# 84035

Table A

POWER SUPPLIES

SKU#	Description
84035	Amperor 2X 100W, 24V, 0-10V Dimmable, Class 2, LED Driver
97422	Amperor 100W, 24V, 0-10V Dimmable, Class 2, LED Driver
62569	Amperor 60W, 24V, 0-10V Dimmable, Class 2, LED Driver

CONTROLS

31935	Illumra Wireless Dimmer #E9X-D02FL
83374	Illumra Single Rocker Switch #E9T-S1AWH
25251	Illumra Dual Rocker Switch #E9T-S2AWH

AIRELIGHT™ LINEAR INSTALLATION INSTRUCTIONS

*Airelight™ Linear luminaires should only be connected to 24V Class II drivers. Use of any other power source will cause damage and may void the warranty.

*Only use 18 AWG stranded wire to connect directly to each luminaire. If larger gauge is used for cable drop, reduce to 18 AWG to each luminaire.

*Goldeneye will not be held responsible if the luminaires are not installed according to applicable codes and safety standards.

1. Remove the junction box cover.
2. Make wiring connections from 24V power supply to first luminaire. (Reference cable length chart below)
3. Put junction box cover back on using associated screws.

*Only 18 AWG stranded wire should be inserted into each luminaire.
*Never use solid core wire when connecting to a luminaire.

*Recommended Cable Lengths to Minimize Voltage Drop

Watts	8	12	16	20	24	28	32	36	40	44	48
18 AWG	92 ft	61 ft	46 ft	36 ft	30 ft	26 ft	23 ft	20 ft	18 ft	16 ft	15 ft
16 AWG	146 ft	97 ft	73 ft	58 ft	48 ft	41 ft	36 ft	32 ft	29 ft	26 ft	24 ft
14 AWG	233 ft	155 ft	116 ft	93 ft	77 ft	66 ft	58 ft	51 ft	46 ft	42 ft	38 ft
12 AWG	370 ft	247 ft	185 ft	148 ft	123 ft	105 ft	92 ft	82 ft	74 ft	67 ft	61 ft

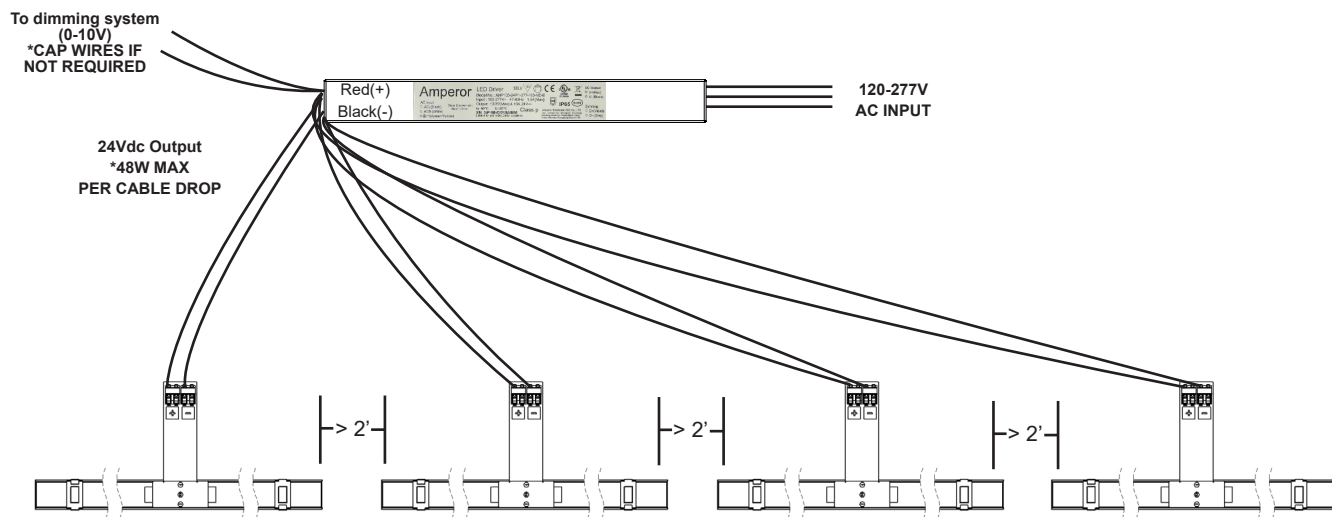
AL-0.5-SC/ES-xx-xx-xx = 4 Watts/ft

*Maximum 48W Per Cable Drop

AL-1.0-SC/ES-xx-xx-xx = 6 Watts/ft

*Connect up to 96% of rated power supply
(Ex: 100W Power Supply: 96W max)

Wiring Example #1: Airelight™ Linear spaced apart (greater than 2' end to end)



Wiring Example #2: Airelight™ Linear mounted end to end (less than 2' end to end)

