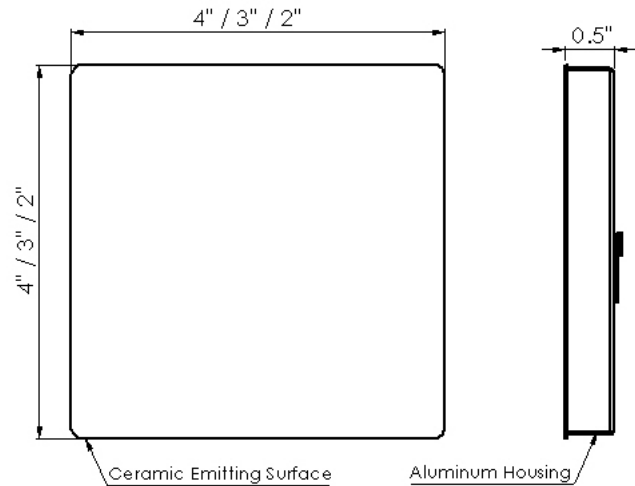



AIRELIGHT SQUARE2 (4.0 / 3.0 / 2.0)



AIRELIGHT SQUARE2 4.0 / 3.0 / 2.0



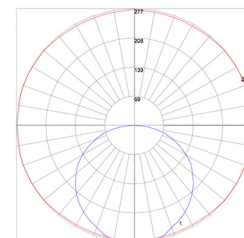
Description: The Airelight Square2 family of luminaires adds enhanced "pixel free" optics to it's environmentally sustainable (No Plastics) design. With 4", 3", & 2" configurations available, lighting designs can be imagined in a myriad of ways. Utilizing its ultra-slim profile and light weight, the Airelight Square2 is a great choice for commercial and residential lighting applications.

Capable of up to 1200 lumens (infinitely dimmable) @ 102 lumens per watt efficacy, the Airelight Square2 has several trim kit options for installation (Mounting Options pg. 2). Flush or 1" recessed trim kits can be effortlessly incorporated into various building materials. The Mud-In trim kit allows for a trimless look in drywall projects.

SPECIFICATIONS

Size	(4"x4" / 3"x3" / 2"x2") x 0.5"
Weight	60g (4x4") / 35g (3x3") / 20g (2x2")
Color Temperature	5000K, 4000K, 3500K, 3000K, 2700K
Beam Angle	Lambertian
Power Consumption	12W (4x4") / 7W (3x3") / 3W (2x2")
Lumens (4000K)	1200 (4x4") / 625 (3x3") / 250 (2x2")
Efficacy (lms/W)(4000K)	102 (4x4") / 95 (3x3") / 87 (2x2")
CRI	90+, 80+(5000K)
Interconnect	WIRE HARNESS/ 2POLE PUSHWIRE CONN(16-12AWG)
Operating Temperature	-10°F to 115°F / -23°C to 46°C
Operating Voltage	24.15VDC (with Adjustable 24VDC Power Supply)
Dimming	1-100% via Compatible Low Voltage PWM or 0-10V
Rating	Dry/Damp Rated
Warranty	5 Years

Certifications



Photometric Data:
*Perfectly lambertian output

877.298.0092



goldeneyelighting.com

V 1.3

ORDER CODES

Product Line	Size	CCT	CRI
AS2	4.0	30K	90+
Airelight Square2	4.0	4x4"	27K
	3.0	3x3"	30K
	2.0	2x2"	35K
			40K
			50K

POWER SUPPLY SELECTION

Airelight luminaires require an external DC power supply for operation. Identify total system wattage needed. Order the type and quantity of Class 2, 24VDC Power Supply(s) that meets your requirement.

Power Supply Calculation
 # Airelight Squares x Watts(12W (4") / 7W (3") / 3W (2"))
 = Total System Wattage

e.g. : 4 x 12W (4") = 48W (See Table A)

POWER SUPPLY COMPATIBILITY FOR AIRELIGHT® SYSTEM

Total System Wattage	Compatible Power Supply
< 60W	SKU# 62569
< 100W	SKU# 97422
<200W	SKU# 84035

Table A

POWER SUPPLIES

SKU#	Description
84035	Amperor 2X 100W, 24V, 0-10V Dimmable, Class 2, LED Driver
97422	Amperor 100W, 24V, 0-10V Dimmable, Class 2, LED Driver
62569	Amperor 60W, 24V, 0-10V Dimmable, Class 2, LED Driver
59967	Amperor 5W, APP-5WL, Emergency LED Driver
58917	Amperor 10.7W, APP-10.7WL, Emergency LED Driver

CONTROLS

38389	Illumra Wireless Dimmer 20A #E9X-DUV-10VTP	25251	Illumra Dual Rocker Switch #E9T-S2AWH
35129	Illumra Wireless Dimmer 5A #E9X-DUV-10VTP-FX		
83374	Illumra Single Rocker Switch #E9T-S1AWH		

*Airelight luminaires are compatible with most 0-10V dimming controllers. Controls listed above are optional where no wired 0-10V controls are available.

MOUNTING OPTIONS

86305 (4") / 14602 (3") / 78553 (2")	Trim Kit: Flush (Airelight Square2) White
38412 (4") / 97695 (3") / 27743 (2")	Trim Kit: Flush (Airelight Square2) Black
36520 (4") / 83882 (3") / 67671 (2")	Trim Kit: 1" Recessed (Airelight Square2) White
95565 (4") / 16485 (3") / 43321 (2")	Trim Kit: 1" Recessed (Airelight Square2) Black
90814 (4") / 16809 (3") / 62075 (2")	Trim Kit: Mud-In (Airelight Square2) White

AIRELIGHT SQUARE2 INSTALLATION GUIDELINES



Airelight Pre Install Wiring Notes

- Airelight Square luminaires should only be connected to 24V Class II drivers. Use of any other power source will cause damage and may void the warranty.
- Only use 18 AWG stranded wire to connect directly to each luminaire. If larger gauge is used for cable drop, reduce to 18 AWG to each luminaire. Never use solid core wire when connecting to a luminaire.
- Goldeneye will not be held responsible if the luminaires are not installed according to applicable codes and safety standards.

Installation Steps

- Remove the junction box cover.
- Make wiring connections from 24V power supply to luminaire/s. (Reference cable length chart below)
- Reattach junction box cover.
- See diagrams below to connect multiple luminaires to one driver.

Airelight Square Power Consumption

AS2-2.0-xx-xx= 3 Watts

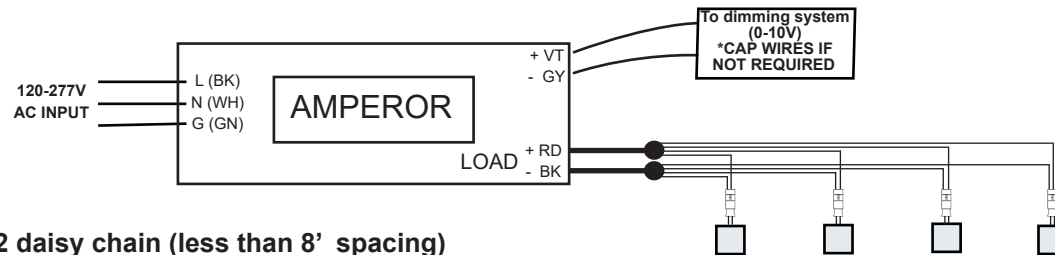
AS2-3.0-xx-xx= 7 Watts

AS2-4.0-xx-xx= 12 Watts

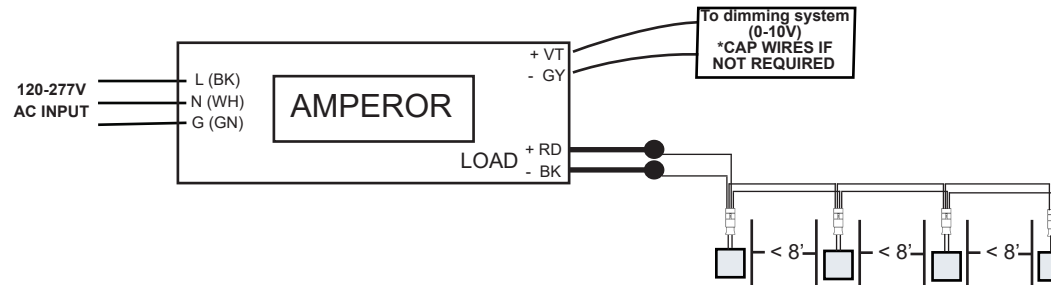
Recommended Cable Lengths To Minimize Voltage Drop*

Watts	10	20	30	40	50	60	70	80	90	100
18 AWG	92 ft	46 ft	31 ft	23 ft	18 ft	15 ft	13 ft	12 ft	10 ft	9 ft
16 AWG	147 ft	73 ft	49 ft	37 ft	29 ft	24 ft	21 ft	18 ft	16 ft	15 ft
14 AWG	233 ft	116 ft	76 ft	58 ft	47 ft	39 ft	33 ft	29 ft	26 ft	23 ft
12 AWG	370 ft	185 ft	123 ft	93 ft	74 ft	62 ft	53 ft	46 ft	41 ft	37 ft

Wiring Example #1: Airelight Square2 direct wire (greater than 8' spacing)



Wiring Example #2: Airelight Square2 daisy chain (less than 8' spacing)



WATTAGE CHART EXAMPLE

- 4 AS2-4.0-xx-xx = 48W
- 4 AS2-3.0-xx-xx = 28W
- 4 AS2-2.0-xx-xx = 12W