

AIRELIGHT LINEAR2 SC 0.5 (9/16" T-BAR)



AIRELIGHT LINEAR2 SC 0.5 (9/16" T-BAR)



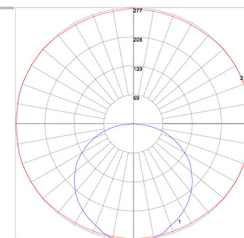
Description: The Airelight Linear2 SC 0.5 for T-bar grid ceilings adds enhanced "pixel free" optics to its environmentally sustainable (No Plastics) design. Constructed of earth conscious materials with an ultra-slim/light weight profile, Airelight Linear2 luminaires attach directly to the T-Bar grid with integrated magnetic connectors.

Airelight Linear2 luminaires can be installed individually or linked continuously. The output Airelight luminaires provide are completely lambertian, which assures even distribution of light over large and small areas.

Airelight LED Ceramic Luminaires are 100% recyclable, made with only sustainable, non-toxic "Red List Free" components. Their compact minimalist design reduces "end-of-life" waste.

SPECIFICATIONS

Color Temperature	5000K, 4000K, 3500K, 3000K, 2700K
Beam Angle	Lambertian
Max Fixture Run Length	20' with 24VDC 100W Power Supply; Unlimited with Additional Power Supplies or POE Channels
Power Consumption	4.8W per foot
Lumens Per Foot	424 @ 4000K / 414 @ 3500K / 402 @ 3000K / 377 @ 2700K
Efficacy (lms/W)	88 @ 4000K / 86 @ 3500K / 84 @ 3000K / 80 @ 2700K
CRI	90+
Available Lengths	24" (Custom lengths: 8", 12", 16", 20")
Interconnect/Cabling	Flex cabling to plenum: Brings luminaire connection above the grid Plenum Rated 2-18 AWG Stranded Insulated Wire(not included)
Operating Temperature	-10°F to 115°F / -23°C to 46°C
Operating Voltage	24VDC
Dimming	1-100% via Compatible Low Voltage PWM or 0-10V
Rating	Dry/Damp Rated
Warranty	5 Years
Weight	1.0oz/ft (98g/m)
Dimensions	W .6" x H 0.31" x L 24"

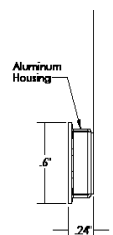
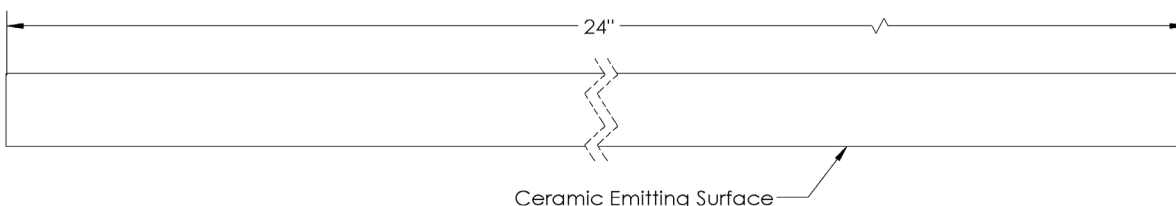


Photometric Data:
*Perfectly lambertian output

Certifications



Declare.



877.298.0092



goldeneyelighting.com

V 1.4

ORDER CODES

Product Line	Width	Model	Length	Attachment	CCT	CRI
AL2	- 0.5	- SC	- 24	- M (9/16")	- 40K	- 90+
Airelight™ Linear 2	0.5"	SC	24" 16" 12" 8"	M (9/16", 15/16") B (1/8", 1/4")	Magnet (Steel Tbar) Bolt (Bolt Slot)	27K 30K 35K 40K
						90+

POWER SUPPLY SELECTION

Airelight luminaires require an external DC power supply for operation. Identify total system wattage needed. Order the type and quantity of Class 2, 24VDC Power Supply(s) that meets your requirement.

Power Supply Calculation
Linear Feet Required x Power Consumption (4.8W) =
Total System Wattage

e.g. : 12ft x 4.8W = 57.6W (See Table A)

POWER SUPPLY COMPATIBILITY FOR AIRELIGHT™ SYSTEM

Total System Wattage	Compatible Power Supply
< 60W	SKU# 62569
< 100W	SKU# 97422
<200W	SKU# 84035

Table A

POWER SUPPLIES

SKU#	Description
84035	Amperor 2X 100W, 24V, 0-10V Dimmable, Class 2, LED Driver
97422	Amperor 100W, 24V, 0-10V Dimmable, Class 2, LED Driver
62569	Amperor 60W, 24V, 0-10V Dimmable, Class 2, LED Driver
59967	Amperor 5W, APP-5WL, Emergency LED Driver
58917	Amperor 10.7W, APP-10.7WL, Emergency LED Driver

CONTROLS (COMPATIBLE WITH MOST LIGHTING CONTROL SYSTEMS VIA 0-10V)

38389	Illumra Wireless Dimmer 20A #E9X-DUV-10VTP	25251	Illumra Dual Rocker Switch #E9T-S2AWH
35129	Illumra Wireless Dimmer 5A #E9X-DUV-10VTP-FX		
83374	Illumra Single Rocker Switch #E9T-S1AWH		
(*)Airelight Luminaires are compatible w/most lighting control systems from Lutron, Hubbel, etc. via 0-10V. For installations that require a wireless interface, the above options are available.			

877.298.0092



goldeneyelighting.com

V 1.4

AIRELIGHT LINEAR2 SC 0.5 INSTALLATION INSTRUCTIONS



Airelight Pre Install Wiring Notes

- Airelight Linear luminaires should only be connected to 24V Class II drivers. Use of any other power source will cause damage and may void the warranty.
- Goldeneye will not be held responsible if the luminaires are not installed according to applicable codes and safety standards.
- Only use 18 AWG stranded wire to connect directly to each luminaire. If larger gauge is used for cable drop, reduce to 18 AWG to each luminaire. Never use solid core wire when connecting to a luminaire.**

Airelight Wiring to Driver

- Remove the driver cover.
- Make wiring connections from 24V Class II driver to first luminaire. (Reference cable length chart below)
- Reattach driver box cover.

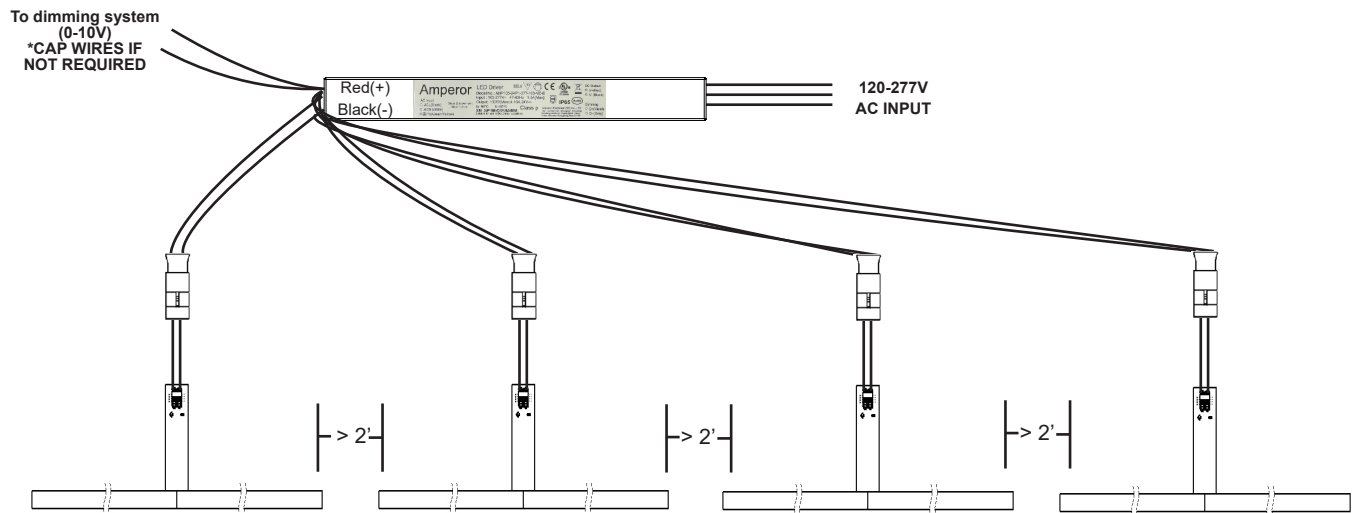
**Recommended Cable Lengths to Minimize Voltage Drop*

Watts (ft)	9.6 (2')	19.2 (4')	28.8 (6')	38.4 (8')	48 (10')	57.6 (12')	67.2 (14')	76.8 (16')	86.4 (18')	96 (20')
18 AWG	96 ft	48 ft	32 ft	24 ft	19 ft	16 ft	14 ft	12 ft	11 ft	10 ft
16 AWG	153 ft	76 ft	51 ft	38 ft	31 ft	25 ft	22 ft	19 ft	17 ft	15 ft
14 AWG	242 ft	121 ft	81 ft	61 ft	48 ft	40 ft	35 ft	30 ft	27 ft	24 ft
12 AWG	386 ft	193 ft	129 ft	96 ft	77 ft	64 ft	55 ft	48 ft	43 ft	39 ft

AL2-0.5-SC/ES-xx-xx-xx = 4.8 Watts/ft

**Connect up to 96% of rated power supply
(Ex: 100W Power Supply: 96W max)*

Wiring Example #1: Airelight Linear2 0.5s spaced apart (greater than 2' end to end)



Wiring Example #2: Airelight Linear2 0.5s mounted end to end (less than 2' end to end)

